

HomeFront

a spiritual parenting resource

MY GOD IS
my rock,
IN WHOM
I TAKE
refuge.

OUT OF THE COMFORT ZONE

"God transforms me when I step out in faith."

RESPONSIBILITY

"God has entrusted me with the things and people He created around me."

COURSE CORRECTION

"When I get off track, God offers me a path of healing."


LOVE AND RESPECT

"God fills me with His love so I can give it away."





It is our prayer that homes and churches would create environments for children to live in so their faith will grow in a community of common language and practice. To learn more about creating environments that can ignite a transforming faith in your family, we suggest you read:



SPIRITUAL PARENTING:
An Awakening for Today's Families

BY MICHELLE ANTHONY
© 2010 DAVID C COOK



A NOTE FROM MICHELLE

It's a new year which means it's a time again to think of all that is "new". I usually spend time thinking of **RENEWAL** in all aspects of my life at this point in the year. What subscriptions do I want to renew? What friendships or relationships need a bit of renewal? And most importantly, what commitments to God and my faith need His Spirit's renewal? My giving, serving, and prayer life are ones I often bring to God with fresh eyes, faith, and sacrifice. What areas of renewal is God seeking to create in your life and in your home for the sake of you and your children?

In this issue, you will journey through God asking you **OUT OF THE COMFORT ZONE** and to take a fresh look at the **RESPONSIBILITY** He has called you to. You will see, like me, that there are some areas in need of **COURSE CORRECTION** and in them you will sense His deep and undying **LOVE AND RESPECT** for you as His beloved child.

Make space for God to do His work in and through you and soak deeply in His Word. **Frame this issue's memory verse on the back page, while listening to this song on Spotify with your family so that you "hide His Word in your hearts" together.**



Listen here!



Michelle Anthony

Dr. Michelle Anthony is the Sr. Executive Pastor of Family Ministries at New Life Church in Colorado Springs, CO and Director of The Initiative for Faith and Family. Michelle has graduate degrees in Christian education, theology, and leadership and more than 30 years of church ministry experience as a children's and family pastor. She is also the author of Spiritual Parenting, The Big God Story, Becoming a Spiritually Healthy Family, and 7 Family Ministry Essentials. Michelle loves spending time with her husband, adult children, and her adorable grandchildren who make faith come alive each day!

HOW TO USE THIS RESOURCE:

We believe parents and grandparents are the primary nurturers of their children's and grandchildren's faith, and we want to inspire, equip, and support you in that endeavor. Individual Family Nights or Community Groups (which participate in Family Nights together with other families) are an opportunity for you to gather with several other families who are in similar life circumstances and grow together. Your Community Group will gather for eight weeks each semester (Fall, Spring, and Summer). This is a time for you to share a meal, learn more about God, engage with each other, and bless your children. HomeFront is the curriculum for our Community Groups, and each volume contains a full semester's worth of gatherings.

You can still access previous editions of HomeFront magazine at homefrontmag.com. For the holiday season, a special 8 week edition of HomeFront will be available for your family to use in your home. If you would like more information about Community Groups, or would like to sign up for a group near you, email parents@newlifechurch.org. Thank you for investing in the spiritual health of your family. We hope this magazine will serve as a practical guide for you as you seek to establish a spiritually-rich environment in your home.

DISCIPLESHIP STEPS AT NEW LIFE CHURCH

Parents are the spiritual nurturers of their children's faith and are the main disciplers in their lives. We are committed to engaging, empowering, and resourcing our parents and families to succeed in their God-given role. Time and resources make this role challenging in our busy world. At New Life Church, we have created a clear path of discipleship for our parents with convenient times and locations. We hope to see you there!

PARENT ORIENTATION A first step toward engaging in our ministry. Hear philosophy, meet staff, and learn how to get involved.

SPIRITUAL PARENTING A six-week class that dives deep into what God's Word says about parenting.


HOMEFRONT MAGAZINE A quarterly magazine designed to aid in successful homegroups or family nights for your own family.

FAMILY NIGHTS/COMMUNITY GROUPS

Families meeting in homes to do life together (as individual families or combined with other families) and grow in their relationships with God and each other.

PARENT DISCIPLESHIP RESOURCES/EVENTS

Throughout the year, we offer special courses and events tailored toward inspiring, equipping, and supporting you as you nurture your children's faith.



CONTENTS

HELPING YOU HAVE A SUCCESSFUL
FAMILY NIGHT/COMMUNITYGROUP

Lessons

Issue Eight

OUT OF THE COMFORT ZONE

8 LESSON ONE

- A Fresh Start
- Train Your Brain
- Snowflake Reflections
- Rejoice

10 LESSON TWO

- Who's My Neighbor
- The Messy Bracelet
- Prayer Box
- Loving Others

12 LESSON THREE

- Discord vs. Harmony
- I'm Part of the Body
- Spiritual Gift Test
- Follower of Christ

14 LESSON FOUR

- Ready to Act
- What Would You Do?
- Responsibility Grows
- Seek Him

COURSE CORRECTION

16 LESSON FIVE

- Simon Peter's 2nd Chance
- Painting Rocks
- Song and Response
- Freedom to Serve

18 LESSON SIX

- Three Fold Process
- Family Obstacle Course
- Beautiful Healing
- He Makes Our Path

20 LESSON SEVEN

- A Peaceful House
- Tic-Tac-Toe Relay Race
- Heart Grams
- Loved By God

22 LESSON EIGHT

- Seventy Times Seven
- Handprint Prayer
- Forgiveness List
- Tenderheart

LOVE AND RESPECT

RESPONSIBILITY

OUR MISSION

INSPIRE

parents with ideas to create fun, spiritually forming times in the normal rhythm of everyday life.

EQUIP

parents to become the spiritual leaders of God's truth in their own households.

SUPPORT

families to engage their communities and change the culture around them.

DID YOU KNOW?

Each lesson helps you lead your family through four sections.

1 GODS WORD:

Spending time together in God's Word is a powerful way for your kids to learn who God is while instilling a love for the Bible from an early age. Take some time to read the passage above together and then read and answer the questions in the following devotional.

2 CREATE or GAME TIME:

Sometimes the best conversations happen around creating or playing together. Don't forget to make this time engaging and purposeful.

3 WORSHIP RESPONSE:

Worship Response is a time to respond in a posture and attitude of worship toward God. There are many ways we can actively give our worship to God.

4 BLESS:

A blessing can be a prayer of commission, a Bible passage, or words of encouragement. Blessings can be spoken over a child for the purpose of declaring God's protection, joy, and wisdom over him.

10 ENVIRONMENTS

The order of the 10 Environments listed coincides with the monthly distribution of this resource.

1 STORYTELLING

"God has a big story, and I can be a part of it!"

The power of The Big God Story impacts our lives by giving us an accurate and awe-inspiring perspective into how God has been moving throughout history. It is the story of redemption, salvation and hope, and tells how I have been grafted into it by grace. It further compels us to see how God is using every person's life and is creating a unique story that deserves to be told for God's glory.

2 IDENTITY

"I belong to God, and He loves me!"

This environment highlights who we are in Christ. According to Ephesians 1, we have been chosen, adopted, redeemed, sealed, and given an inheritance in Christ all of which we did nothing to earn. This conviction allows children to stand firm against the destructive counter-identities the world will offer.

3 FAITH COMMUNITY

"God's family cares for each other and worships God together."

God designed us to live in community and to experience Him in ways that can only happen in proximity to one another. The faith community serves to create an environment to equip and disciple parents, to celebrate God's faithfulness, and to bring a richness of worship through tradition and rituals, which offer children an identity. Our love for each other reflects the love we have received from God.

4 SERVING

"Asks the question, 'What needs to be done?'"

This posture of the heart asks the question, "What needs to be done?" It allows the Holy Spirit to cultivate a sensitivity to others and focuses on a cause bigger than one individual life. It helps fulfill the mandate that as Christ-followers we are to view our lives as living sacrifices that we generously give away!

5 OUT OF THE COMFORT ZONE

"God transforms me when I step out in faith."

As children and students are challenged to step out of their comfort zone from an early age, they learn to experience a dependence on the Holy Spirit to equip and strengthen them beyond their natural abilities and desires. We believe this environment will cultivate a generation that, instead of seeking comfort, seeks a radical life of faith in Christ.

6 RESPONSIBILITY

"God has entrusted me with the things and people He created around me."

This environment captures the ability to take ownership for one's life, gifts, and resources before God. A child must be challenged to take responsibility for his or her brothers and sisters in Christ, as well as for those who are spiritually lost. Our hope is that the Holy Spirit will use this environment to allow each child to understand that God has entrusted His world to us.

7 COURSE CORRECTION

"When I get off track, God offers me a path of healing."

This environment flows out of Hebrews 12:11-13 and is the direct opposite of punishment. Instead, biblical discipline for a child encompasses a season of pain, the building up in love, and a vision of a corrected path for the individual with the purpose of healing at its core.

8 LOVE AND RESPECT

"God fills me with His love so I can give it away."

Without love, our faith becomes futile. This environment recognizes that children need an environment of love and respect in order to be free to both receive and give God's grace. Innate to this environment is the value that children are respected because they embody the image of God. We must speak to them, not at them, and we must commit to an environment where love and acceptance are never withheld due to one's behavior.

9 KNOWING

"God knows me, and I can know Him."

Nothing could be more important than knowing and being known by God. We live in a world that denies absolute truth, and yet God's Word offers just that. As we create an environment that upholds and displays God's truth, we give children a foundation based on knowing God, knowing His Word, and a relationship with Him through Christ. God is holy, mighty, and awesome, and yet He has chosen to make Himself known to us!




10 MODELING

"I see Christ in others, and they can see Him in me."

Biblical content needs a practical living expression in order for it to be spiritually impacting. This environment serves as a hands-on example of what it means for children to put their faith into action. Modeling puts flesh on faith and reminds us that others are watching to see if we live what we believe.

RESOURCE

Use for Lesson 7 Heart Grams



RESOURCE

THINKING AHEAD

Let's make a plan and set your family up for a successful and less stressful family night or homegroup. Consider gathering all the materials needed for the next four environments, place them in a tote and be ready to pull them out for the evening!

Out of the Comfort Zone

WHAT YOU'LL NEED:

- 7-10 paper lunch bags per family member
- Pencil
- Scissors
- Hole punch
- Glue
- String or ribbon
- Yarn for writs
- Beads, nothing needs to match or be symmetrical
- Bead in the shape of a cross
- A shoebox
- Craft items and stickers to decorate your box and label it Prayer Box
- Scraps of paper
- Pens to write

PLAYLIST

- Gratitude by Brandon Lake
- Beauty for Ashes by Crystal Lewis

Course Connection

WHAT YOU'LL NEED:

- Smooth rocks like for a rock garden, the size is up to you
- Non-toxic acrylic paint
- Paint brushes
- Newspaper
- Tape
- Rope
- 4 Chairs
- Blanket
- 6 empty, clean soup cans
- Wooden spoon
- Large mixing bowl
- 6 pairs of socks rolled into balls
- Laundry basket

Responsibility

WHAT YOU'LL NEED:

- Large roll of paper or tape together 8.5' x 11 pages to make a sheet as tall as the child
- Crayons or markers
- One survey per family member: youngadults.lifeway.com/wp-content/uploads/downloads/SpiritualGiftsSurvey.pdf
- Paper and pen
- Empty flower pot per family
- Seeds for each family
- Dirt to fill each empty pot

Love and Respect

WHAT YOU'LL NEED:


- Painters tape
- Three paper plates
- Three red Solo cups
- Small heart cutouts for each family member (cut out the hearts from the resource page or use left over Valentines)
- Envelope or small bag for each member to keep heart grams in. One for blank grams and one for collected grams.
- Cardstock
- Non-toxic finger paint
- Marker
- Stickers

EXTRA FUN

Beautiful snowflakes are throughout this issue. Each flake has multiple just like it, except for one hidden somewhere in the magazine. Can you find the special snowflake? Answer on page 3. **Remember,** you are a special creation of God and He is always able to find you!

LESSON ONE

OUT OF THE COMFORT ZONE



1 GOD'S WORD A Fresh Start

GOD STATEMENT: Jesus is Our Example
SCRIPTURE: Philippians 2:6-11 and 4:4-9

Like a fresh blanket of snow a new year has arrived.

When looking out at the undisturbed white covering, are you becomed to run, play and take part in it's beauty? It's almost irresistable! But to go out, you must step out of your comfort zone of warmth and into the chilled air and cold snow.

Jesus did this on an inifnatly larger scale. He chose to step out of the comfort of His perfect dwelling place with the Father and enter our cold dark world in order to bring salvation. **Read Philippians 2:6-11.** This passage is sometimes called the Messiah Poem. Jesus emptied Himself to bring glory to God. Talk about uncomfortable!

The choice of obediance over comfort was not lost on Paul the apostle. He wrote the poem in a letter to the Church of Philippi while in a Roman prison. This Church sufferd much persecussion and Paul wanted to encourage them by declairing his own commitment to follow the

example of Christ. **Read Philippians 4:4-9** and then discuss the following together.

DISCUSSION:

1. In chapter four verse six, what spiritual weapon does Paul give the Church of Phillippi to battle anxiety?
2. What does Paul say will be the result of using this tool in verse seven?
3. Read verse eight and say each specific word slowly so it can soak into the listeners heart.
4. As a family, name some things that are true, honorable, right, pure, lovely, of good reputation, excellent, or worth of praise.

Paul followed Jesus example and in verse nine, Paul is encouraging the church to follow his example. **As you learn to rejoice with a gentle spirit, others will want to follow you out of the comfort zone and into the peace that passes all understanding!**

2 GAME TIME Train Your Brain

Sometimes a silly activity can illustrate a big reality.

This game will help players train their brain to shift focus from hard circumstances, to rojoicing in the LORD. You may be going through an uncomfortable situation, but really, the LORD is growing your faith!

WHAT YOU'LL NEED

- Two players per round


WHAT YOU'LL DO

1. The first player begins a motion like squats.

2. The second player asks, "What are you doing?"
3. The player making the motion then answers with an unrelated activity like "making the bed".
4. The second player then begins performing the action that the first player named (making the bed).

The game continues back and forth until someone fails to come up with an action or makes a mistake. Keep playing rounds until all family members have a turn.

Enjoy lots of laughter and remember to rejoice in the LORD always!



3 WORSHIP RESPONSE Snowflake Reflections

This activity may take some time as it can be a difficult task. It is a perfect opportunity to practice choosing to worship the Lord when **OUT OF THE COMFORT ZONE**. The result of persevering and hard work will be a beautiful snowflake you can hang in a window as a reminder to keep trusting the Lord. **Parents:** it may be helpful to YouTube a paper bag snowflake how to video before starting.

WHAT YOU'LL NEED:

- 7-10 paper lunch bags per family member
- Pencil
- Scissors
- Hole punch
- Glue
- String or ribbon

WHAT YOU'LL DO:

1. Use one paper bag to cut a 45 degree angle off of the top left of the bag (Or choose your own design like the photo to the left).
2. Repeat this step for the top right side of the bag. You should be left with a point.
3. Then punch seven holes down each side of the bag. This is now your template bag.
4. Lay your template bag on top of a new bag and trace the point and dot inside each punched out hole. This helps each bag look uniform.
5. Repeat this for all remaining bags.
6. Use glue to make an upside down T on your first bag.
7. Glue the second bag same side up onto the first bag and repeat for all remaining bags.
8. Now open your snowflake and glue the connecting sides together.
9. Place a piece of tape where the string will go and then hole punch. This reinforces the bag for hanging.
10. Loop your ribbon or string through the hole and hang. Enjoy!

4 BLESSING Rejoice

SCRIPTURE: Philippians 4:12-13

BLESSING: (Child's name), may you learn to rejoice and trust the LORD in each circumstance. May you see with spiritual eyes when you are out of your comfort zone and practice thinking on things that are true, honorable, right, pure, lovely, of good reputation, excellent, or worth of praise.



LESSON TWO

OUT OF THE COMFORT ZONE

1 GOD'S WORD

Who Is My Neighbor?

GOD STATEMENT: God Unifies

SCRIPTURE: Luke 10:25-37

Read Luke 10:25-37. When Jesus told this parable many people were shocked that the hero of the story was a Samaritan. Historically during this time Judeans and Samaritans despised each other. According to Bible.org, they were all of the Jewish religion but couldn't agree on many things, like who they should marry and how to worship. The Samaritans intermarried with non-believers and sometimes worshipped pagan idols as well as God. The Judeans believed in worshipping only the One True God and marriage should only happen between those of the same religion. **Because of these differences, these people who shared a country became divided and despised each other.**

Jesus told this parable for a reason. We shouldn't let our differences and beliefs keep us from being good neighbors to each other. Jesus, being the perfect Son of God, never let that keep him from associating and helping those were looked down upon such as tax collectors and prostitutes. **He is sinless and perfect, and he dined with sinners.** God created all people in His perfect image, and we should treat them as such.

Matthew 25:35-40 says:

"For I was hungry and you gave me something to eat, I was thirsty and you gave me something to drink, I was a stranger and you invited me in, I needed clothes and you clothed me, I was sick and you looked after me, I was in prison and you came to visit me.' Then the righteous will answer him, 'Lord, when did we see you hungry and feed you, or thirsty and give you something to drink? When did we see you a stranger and invite you in, or needing clothes and clothe you? When did we see you sick or in prison and go to visit you?' "The King will reply, **"Truly I tell you, whatever you did for one of the least of these brothers and sisters of mine, you did for me."**

DISCUSSION:

1. In the parable of the Good Samaritan, who was the man's neighbor?
2. Why didn't anyone else help the man in the parable?
3. Of the people who saw or interacted with the man in the parable, who do you choose to be?



2 CREATE

The Messy Bracelet

This bracelet is a reminder that life is messy sometimes, but God is always in control. The pieces may look different and not have much in common, but they can come together around the cross to create something beautiful.

WHAT YOU'LL NEED

- Yarn
- Beads, nothing needs to match or be symmetrical
- Bead in the shape of a cross

WHAT YOU'LL DO

1. Measure the yarn around your wrist and leave extra on the ends to be tied together.
2. Tie a knot at one end of the yarn.
3. Thread the beads around the bracelet with the cross in the middle.
4. Tie a knot on the other end to keep the beads from falling off.
5. Secure the ends of the bracelet together

trash into
treasure



3 WORSHIP RESPONSE Prayer Box

WHAT YOU'LL NEED:

- A shoebox
- Craft items and stickers to decorate your box and label it Prayer Box
- Scraps of paper
- Pens to write

WHAT YOU'LL DO:

1. Any time you have an issue on your heart, write it down on a scrap piece of paper.
2. Pray over the issue then put the paper in the box.
3. Let God handle your prayer.
4. Every few months go through the prayers and see what God has answered and how he's moved in those moments.


4 BLESSING Loving Others

A blessing can be a prayer of commission, a Bible passage, or words of encouragement. Blessings can be spoken over a child for the purpose of declaring God's protection, joy, and wisdom over her.

SCRIPTURE: 1 Peter 2:17

BLESSING: (Child's name), may you respect everyone, and love the family of believers. Fear God, and respect the king (NLT)





LESSON THREE

RESPONSIBILITY



1 GOD'S WORD Discord vs Harmony- *Rooted In Love*

GOD STATEMENT: God is Love

SCRIPTURE: Romans 12:16

Have you ever heard an orchestra play a symphony?

Each incredible instrument plays its part in harmony with the other instruments. Harmony in music is the sound created when two or more notes of different pitches are played simultaneously. A G note from a tuba doesn't sound the same as a G note from a flute or a violin because they play in different pitches but when the individual parts of these instruments are heard together, a harmony is created. A beautiful symphony can move people to feel emotions they wouldn't normally feel during just an average song. Now, have you ever heard an instrument not in tune? Forget the whole orchestra, just one instrument out of tune can be hard on the ears and turn off the listener. A violin cannot be a tuba or a flute, it has its own role in the orchestra.

The body of Christ is like an orchestra; we all have our parts to play! Romans 12: 4-5 says, " For just as each of us has one body with many members, and these members do not all have the same function, so in Christ we, though many, form one body, and each member belongs to all the others. We have different gifts, according to the grace given to each of us." God uses us to be His hands and feet to reach others. 1 Corinthians 13:1-7 says,

"If I speak in the tongues of men or of angels, but do not have love, I am only a resounding gong or a

clanging cymbal. If I have the gift of prophecy and can fathom all mysteries and all knowledge, and if I have a faith that can move mountains, but do not have love, I am nothing. If I give all I possess to the poor and give over my body to hardship that I may boast, but do not have love, I gain nothing. Love is patient, love is kind. It does not envy, it does not boast, it is not proud. It does not dishonor others, it is not self-seeking, it is not easily angered, it keeps no record of wrongs. Love does not delight in evil but rejoices with the truth. It always protects, always trusts, always hopes, always perseveres."

Out of love for God and our love for each other, it is our role and responsibility to use the spiritual gifts God gave to us to further His kingdom.

DISCUSSION:

1. What does it mean to live in harmony with others?
2. In 1 Corinthians 13:1 it says " "If I speak in the tongues of men or of angels, but do not have love, I am only a resounding gong or a clanging cymbal." What does this mean?
3. How can I use my body and spiritual gifts to serve God?

2 CREATE I'm Part of the Body


WHAT YOU'LL NEED:

- Large roll of paper or tape together 8.5' x 11 pages to make a sheet as tall as the child
- Crayons or markers
- A partner

WHAT YOU'LL DO:

1. Roll out the paper on the floor
2. Lie down on the rolled-out paper and make sure it covers the length of your body.

3. Using the markers or crayons, have your partner trace the outline of your body on the paper
4. Color in and decorate your body picture and write down things you like about yourself
5. Write down on your drawing how you can use your body and talents to serve God. Example: on your feet you can write "I can use my feet to go where God leads me." Or by your mouth you can write "I can use my voice to worship Him."



3 WORSHIP RESPONSE

Spiritual Gifts

We explored spiritual gifts before in the holiday edition. Let's keep digging into these treasures from the Lord. Enjoy taking the spiritual gift test and discussing with your family each members gifts. Are they all the same? Do you see a picture of the Body of Christ?

WHAT YOU'LL DO:

- Go to Lifeway.com to take the spiritual gifts test. You can find it at the address below
- Print off the test and fill it out. The test tells you how to score your answers.
- Learning about your spiritual gifts can help you find your part in God's orchestra!



THE SURVEY:

youngadults.lifeway.com/wp-content/uploads/downloads/SpiritualGiftsSurvey.pdf

4 BLESSING

Follower of Christ

A blessing can be a prayer of commission, a Bible passage, or words of encouragement. Blessings can be spoken over a child for the purpose of declaring God's protection, joy, and wisdom over her.

SCRIPTURE: Romans 15:5

BLESSING: (Child's name), may God who gives this patience and encouragement, help you live in complete harmony with each other, as is fitting for followers of Christ Jesus.



YOU
have a role
to play

LESSON FOUR

RESPONSIBILITY

1 GOD'S WORD Ready to Act

GOD STATEMENT: God's Word Prepares Us
SCRIPTURE: Daniel 1:8-21

As believers in Jesus Christ, we encourage one another often by sharing the reminder that God has good plans for His children. Did you know these good plans include responsibility from us? When we practice taking ownership for the things placed under our care, we are preparing for the next step the Lord has for us.

Do you remember what happened when Daniel was first exiled to Babylon as a young teenager? In Daniel 1:8, the Bible says, "But Daniel resolved not to defile himself with the royal food and wine, and he asked the chief official for permission not to defile himself this way." Daniel was also speaking for his friends, Hananiah, Mishael, and Azariah. He took responsibility to obey God and to lead others spiritually.

Wow! These four young men were in a difficult situation, they were separated from their families and now had to make decisions on their own. It's very possible their parents had also acted responsibly with the Word of God by teaching them the ways of their Lord while living at home before the exile. And as a result, they were prepared.

Daniel 1:15 gives us the exciting result of their resolve. At the end of the ten days they looked healthier and better nourished than any of the young men who ate the royal food. **Daniel 1:17** goes on to reveal that "To these four young men God gave knowledge and understanding of all kinds of literature and learning. And Daniel could understand visions and dreams of all kinds."

Read Daniel 1:8-21 as a family and enjoy the discussion questions below.

DISCUSSION:

1. What are some ways you can practice responsibility while you're young?
2. What are some ways parents can practice responsibility?
3. Daniel knew God's Word and was ready to follow it. How can your family commit to putting God's word in your heart?



2 GAME TIME What Would You Do?

Do you remember what happened when Daniel was first exiled to Babylon? In Daniel 1:8, the Bible says, "But Daniel resolved not to defile himself with the royal food and wine, and he asked the chief official for permission not to defile himself this way." **Daniel, made up his mind to take responsibility for his actions.**

In this game, players take turns answering how they would respond if an event happened. Role playing is a great way to strengthen our hearts to be responsible in different circumstances.

WHAT YOU'LL NEED

- Paper and pen
- Empty flower pot

WHAT YOU'LL DO

1. Write different scenarios for pairs to play. A few examples follow.
2. Cut or tear the scenarios apart, fold and place in the empty flower pot. The pot is a reminder of



the Garden of Eden or of the fruit and vegetables Daniel ate.

3. Designate one of the pair as player one and the other as player two.
4. Player one reads the scenario and player two responds.
5. Then player two asks player one how they might respond.

SCENARIO EXAMPLE

Player one, your mom has baked just enough cookies for the family desert for each person to eat two. You sneak into the kitchen and eat two of the cookies before dinner and now there aren't enough cookies for everyone. What would you do?

Player two, you just baked enough cookies for each family member to eat two and now you don't have enough to share. What would you do?



3 WORSHIP RESPONSE

Responsibility Grows



Daniel continued to honor God and as a result, was given more and more responsibility. The impact of his decision to remain faithful to the Lord first impacted the chief official and it kept growing. Four kings trusted this prophet to advise them, act as a representative in the government and experienced the One True God by watching Daniel's unwavering faith. God even gave Daniel the responsibility to write a prophetic book in the Bible. Wow! His one decision grew and grew and grew.

Remember the flower pot we used for game time? Let's use it once again as we remember how responsibility can grow when we're committed to doing the right thing.

WHAT YOU'LL NEED:

- Flower pot from Game Time
- Dirt
- Seed

WHAT YOU'LL DO:

1. Plant the seed
2. Give each family member a responsibility day. This is the day they water the seed.
3. Watch the combined effort of your family grow and grow into a beautiful flower or plant.

4 BLESSING

Seek Him


A blessing can be a prayer of commission, a Bible passage, or words of encouragement. Blessings can be spoken over a child for the purpose of declaring God's protection, joy, and wisdom over her.

SCRIPTURE: Proverbs 16:3

BLESSING: (Child's name), May you commit to the Lord whatever you do, and He will establish your plans. May you trust that the Lord is good to those who hope in Him and seek Him.

LESSON FIVE

COURSE CORRECTION



1 GOD'S WORD

Simon Peter's 2nd Chance

GOD STATEMENT: God gives 2nd chances (and sometimes 3rd and 4th!)
SCRIPTURE: Luke 22:54-62

Simon Peter loved Jesus. Luke 22:31-34 says that Peter was ready to go to jail or die for Jesus. However, 20 verses later Peter denies that he even knew or associated with Jesus not once or twice but three times. Have you ever been in Peter's shoes? It's easy to say we love Jesus when we are at church surrounded by believers and we feel the Spirit move while we worship, but it gets difficult sometimes to claim Jesus when we are out in the world. Jesus predicted this would happen and after the rooster crowed, as he met eyes with Christ, his mentor and friend, I'm sure Peter felt the weight of guilt.

After Jesus was crucified, He was laid in the tomb. Three days later Christ rose again, the tomb left empty. Luke 24:12 says that Peter was among the first to go inside the tomb and see that Jesus was gone. At this time they didn't understand that to forgive us from our sins permanently, Jesus had to be raised from the dead. Flip ahead to John 20:21-23, Jesus appears to the disciples surprising them that He was alive. **Jesus did not exclude Peter or reprimand him, but sent Peter out with the other disciples to spread His Good News.**

In John 21:15-19 Jesus reinstates Peter. It says, "When they had finished eating, Jesus said to Simon Peter, 'Simon son of John, do you love me more than these?'" "Yes, Lord," he said, "you know that I love you." Jesus said,

"Feed my lambs." Again Jesus said, "Simon son of John, do you love me?" He answered, "Yes, Lord, you know that I love you." Jesus said, "Take care of my sheep." The third time he said to him, "Simon son of John, do you love me?" Peter was hurt because Jesus asked him the third time, "Do you love me?" He said, "Lord, you know all things; you know that I love you."

Jesus said, "Feed my sheep."

In these verses, Jesus asks Peter three times if he loved Him, one question for every denial. Three times Peter says yes to Jesus. Jesus charges Peter to feed and take care of His sheep, meaning His people. Throughout the rest of his life, Peter does not deny Christ again. Peter was jailed for preaching the Good News of Jesus Christ and he died proclaiming Christ to others. In life we find ourselves often at a crossroads, we can choose to keep making the same mistakes or we can choose to use those failings to help and encourage others.

DISCUSSION:

1. Have you ever been in a situation where it was difficult to talk about Jesus?
2. What did you do in that situation?
3. What are ways that we can "feed God's sheep"?


2 CREATE

Painting Rocks

In Matthew 16:18, Peter was called the rock, the foundation on which Christ will build His church. Use these affirmation rocks as a reminder that Christ is our firm foundation. He never moves and He never waivers.

WHAT YOU'LL NEED:

- Smooth rocks like for a rock garden, the size is up to you
- Non-toxic acrylic paint
- Paint brushes
- Newspaper



WHAT YOU'LL DO:

1. Lay down the newspaper to protect your table from paint
2. Use the paint and brushes to paint your favorite Bible verses, pictures, or affirmations
3. Place your rocks somewhere you will see it to remind you that no matter what mistakes we make, God always forgives and nothing can take us from the hands of God.



3 WORSHIP RESPONSE

Song and Response

Reflect on the words of the song. Have you ever felt shy or discouraged to stand up for the Lord in front of other people? Pray these lyrics to the Lord and ask for encouragement, courage, and opportunity to talk about the Lord to others who may need to hear it.

GRATITUDE

by *Brandon Lake*

Lyrics:

All my words fall short
I got nothing new
How could I express
All my gratitude?
I could sing these songs
As I often do
But every song must end
And You never do
So I throw up my hands
And praise You again and again
'Cause all that I have is a hallelujah
Hallelujah
And I know it's not much
But I've nothing else fit for a King
Except for a heart singing hallelujah
Hallelujah
I've got one response
I've got just one move

With my arm stretched wide
I will worship You
So I throw up my hands
And praise You again and again
'Cause all that I have is a hallelujah
Hallelujah
And I know it's not much
But I've nothing else fit for a King
Except for a heart singing hallelujah
Hallelujah
So come on, my soul
Oh, don't you get shy on me
Lift up your song
'Cause you've got a lion inside of
those lungs
Get up and praise the Lord
Oh come on, my soul Oh, don't you
get shy on me
Lift up your song
'Cause you've got a lion inside of
those lungs
Get up and praise the Lord

Come on, my soul
Oh, don't you get shy on me
Lift up your song '
Cause you've got a lion inside of
those lungs
Get up and praise the Lord, hey
Praise the Lord
Praise the Lord
Praise the Lord
So I throw up my hands
Praise You again and again
'Cause all that I have is a hallelujah
Hallelujah
And I know it's not much
But I've nothing else fit for a King
Except for a heart singing hallelujah
Hallelujah

4 BLESSING

Freedom to Serve



A blessing can be a prayer of commission, a Bible passage, or words of encouragement. Blessings can be spoken over a child for the purpose of declaring God's protection, joy, and wisdom over her.

SCRIPTURE: Galations 5:13

BLESSING: (Child's name), you were called to freedom. Only do not use your freedom as an opportunity for the flesh, but through love serve one another."



LESSON SIX

COURSE CORRECTION



GOD STATEMENT: God is the Perfect Father
SCRIPTURE: Zephaniah 1:4-6,12 and 3:9,14-20

1 GOD'S WORD

Three Fold Process

In the New Testament, we see that Jesus loved to emphasize His relationship to God the Father. Similarly, Paul speaks of believers in Jesus as being adopted into God's family (Romans 8:14-16). Jesus even speaks of His desire to gather His children together, like a hen gathers her chicks under her wings (Matthew 23:37), which again shows God's nurturing and parental heart for His children.

When we consider course correction or biblical discipline, it's important to keep in mind that God is the ultimate parent. Though we'll never come close to this reality in our own parenting, we can rest in the fact that God loves, provides for, and, yes, even disciplines His children out of His infinite perfection.

In the Old Testament, we get several glimpses of the process God used to discipline His people, the nation of Israel, as they (much like us) failed again and again. One such period of course correction is recorded by the prophet Zephaniah. In this book of prophecy, we can see God using the threefold process of course correction in disciplining His beloved and chosen people. First, God calls into view their sin and introduces what will be a season of pain, during which they'll be captured by their enemies and exiled from their land. If God had left them

in that state, it would have been punishment. However, punishment is the opposite of biblical discipline or course correction, because at its core is the desire to inflict pain, not to bring healing. However, instead of leaving His people in exile, God chose to build them up in love—the second step of the threefold process—and then give them a vision of a corrected path, the third step in the threefold process.

In His perfect parental love, God offers us a complete fresh start and newness of life by sending Jesus, His only Son. Jesus took on the fullness of our deserved punishment for sin to end our relational and spiritual exile, and in doing so, He enabled us to be in relationship with Him as His children.

DISCUSSION

1. **Read Zephaniah 1:4-6 and 12.** What were the sins that deserved a season of pain?
2. **Read Zephaniah 3:14-17.** What words did God use to build up His people in love?
3. **Read Zephaniah 3:9 and 3:18-20.** What words did God use to paint a vision of a corrected path?



3 WORSHIP RESPONSE

Beautiful Healing

Play the song "Beauty for Ashes" by Crystal Lewis for your family. As you listen, allow each family member to journal or draw the three fold process. Think about a time when the Lord brought healing from a season of pain.

2 GAME TIME

Family Obstacle Course

Mix and match the following options to best fit your space and add any other creative obstacles you'd like!

WHAT YOU'LL NEED

- Tape
- Rope
- 4 Chairs
- Blanket
- 6 empty, clean soup cans
- Wooden spoon
- Large mixing bowl
- 6 pairs of socks rolled into balls
- Laundry basket



WHAT YOU'LL DO

1. Use tape to create a starting line.
2. Set two chairs back to back with a blanket over to create a tunnel for children to crawl through.
3. Arrange the rope on the ground in a repeating

pattern for childrning to hop through.

4. Set one chair upright for children to hop on and over the seat of the chair.
5. Stack six cans in a pyramid on the seat of a chair. Place the wooden spoon on the ground next to chair and the bowl on the ground in front of the chair. Children use the spoon to poke the cans into the bowl. When they get three cans into the bowl, they move on. If they don't get three in to the bowl, they must set up the missed cans and try again.

Place the rolled socks into a pile and the laundry basket a few feet away. Children throw the sock balls into the basket. Move on when four sock rolls make it into the basket.

TIME TO PLAY!

Set up the course and invite the children to complete the course with no instructions. If children get stumped, you can say yes or no. Once the course has been fully explained, children and parents can race to get the best time!




4 BLESSING

He Makes Our Path

A blessing can be a prayer of commission, a Bible passage, or words of encouragement. Blessings can be spoken over a child for the purpose of declaring God's protection, joy, and wisdom over him.

SCRIPTURE: Proverbs 3:5-6

BLESSING: (Child's name), may you learn to trust the Lord in all circumstances. When you're in need of a corrected path, remember that He loves you and always offers a fresh start.



LESSON SEVEN

LOVE AND RESPECT

1 GOD'S WORD A Peaceful Home

GOD STATEMENT: Jesus is Love
SCRIPTURE: Ephesians 5:1 and 6:1-4

Once upon a time in a far away land lived a family with three daughters. The mother loved her precious girls, but also loved a tidy home. She never allowed a mess or stack of dirty dishes and certainly never stopped cleaning to enjoy a game of imagination with these three treasures. Then one day the Heavenly Father pricked the mother's heart. "Soon these girls will be women and all they will know is how to clean a house. Will they know how to live in a loving, peaceful home?"

Sometimes our families forget how God instructed us to live and instead try to be perfect or earn our way into Love and Respect. This mother sure did. But Jesus is loving and gently pulls us be to His side. Ephesians 5:1 describes His heart for us.

¹ Follow God's example, therefore, as dearly loved children ² and walk in the way of love, just as Christ loved us and gave himself up for us as a fragrant offering and sacrifice to God.

Did you catch that? We are dearly loved children. So loved Jesus gave Himself up for us.

Now, for the rest of the story... the mother was humbled and knew she needed help. So she prayed and Jesus once again whispered to her, "When you are tempted to run the house harshly, remember, this is their home too." Now, the house is still tidy, but more importantly, imaginations are welcomed. Giggles and messes are normal. **And the love of Jesus is a fragrant aroma in the home they share.**

DISCUSSION

1. Do you sometimes forget your home is not just yours, but each member who lives there?
2. Ask the Lord to help you love your family members and offer them a welcoming place to live.

2 GAME TIME Tic Tac Toe Relay Race

Let's get active! Having fun as a family is life giving and this easy game is good for your heart. Look for the tic tac toe relay race on youtube to watch how the game is played.

WHAT YOU'LL NEED:

- Painters tape
- Three paper plates
- Three red Solo cups



WHAT YOU'LL DO:

1. Use the painters tape to make a tic tac toe on the ground. Make it large enough for a paper plates to fit in a square.
2. Divide players into two teams, and X's team and an O's team.

3. Give the X's team the three paper plates.
4. Give the O's team the three solo cups.
5. Establish a start line pretty far away from the floor tic tac to game board.
6. When you say, "go" the first player of each team runs to the floor game board and lays down thier "game piece" in the square of choice.
7. Run back and tag the next team member who repeats step six.
8. The first team to make athree in a row wins.
9. Best two out of three wins!

3 WORSHIP RESPONSE

Heart Grams

On Valentines, we give small tokens of love to classmates, teachers, and friend. **What if we practiced giving heart grams to the family members we live with each day?** We can worship the Lord by encouraging others as we model love and respect in the home.

WHAT YOU'LL NEED

- Small heart cutouts for each family member (cut out the hearts from the resouce page or use left over Valentines)
- Envelope or small bag for each member to keep heart grams in. One for blank grams and one for collected grams.


WHAT YOU;LL DO

1. A heart gram is a small paper heart with an encouraging note written on it. Any time you felt cared for or noticed someone being an imitator of Jesus, hand them a heart gram.
2. Keep your collected grams to read when you need encouragement.



HEART GRAM EXAMPLES FOUND IN EPHESIANS:

- Speaking Truth
- Forgive One Another
- Working Hard
- Sharing with one who has a need
- Encouraging words
- Kindness
- Tender-Hearted Action
- Praising the Lord



4 Loved by God

BLESSING

A blessing can be a prayer of commission, a Bible passage, or words of encouragement. Blessings can be spoken over a child for the purpose of declaring God's protection, joy, and wisdom over him.

SCRIPTURE: Ephesians 5:10

BLESSING: (Child's name), may your try to learn what is pleasing to the Lord, and may you know you are dearly loved by Him.

This environment reminds us to care for others.

LESSON EIGHT



LOVE AND RESPECT

1 GOD'S WORD Seventy Times Seven

GOD STATEMENT: God Forgives
SCRIPTURE: Matthew 18:21-22, Romans 5:8

Have you seen those people on social media broadcasting their breakdowns? I just shake my head in dismay whenever I hear or see it. I sometimes think of my children when they are told “no.” They stomp their feet and yell “You’re so mean!” They slam their door and cry. We call them “BIG” emotions or emotions so big that we don’t know how to handle them. So we yell...and we cry...and we say things to hurt others. We’ve all been there. I know I have, and afterwards I feel disappointed in myself, ashamed, and embarrassed about how I acted. It is in those moments that I need forgiveness. It’s good to know that Jesus still loves us even through the storms of our emotions.

How do you love someone who is acting out?

Whether it’s my children throwing temper tantrums or a friend saying something that offends me, I know it is important to keep my cool and let them know that when they are ready to talk, I’m ready to listen. When they ask for forgiveness, I’m ready to forgive. Even when they don’t ask for forgiveness I am ready to forgive. This is not always easy, sometimes people do or say things that we feel are unforgivable but holding onto resentment doesn’t hurt them, it hurts us. Those that hurt us are not going to change because of our unforgiveness, sometimes they are unaware that there is anything to forgive.

The word forgives appears over 120 times in the Bible. One of these examples is Matthew 18:21-22. “Then Peter came to Jesus and asked, “Lord, how many times

shall I forgive my brother or sister who sins against me? Up to seven times?” Jesus answered, “I tell you, not seven times, but seventy-seven times.” In Jewish law the offender must ask for forgiveness three times and the victim must forgive them. Peter asks Jesus should He forgive up to seven times, thinking this number was going above and beyond the call of duty, but Jesus responds with not seven but seventy-seven times. He then goes into a parable about a king who forgives the debt of a servant but when the king hears that the servant did not forgive a debt owed to him, the king turns the servant over to the jailers until the debt is repaid. Jesus ends with “This is how my heavenly Father will treat each of you unless you forgive your brother or sister from your heart.” (Matthew 18:35)

Romans 5:8 says, “While we were still sinners, Christ died for us.” Matthew 7:12 says, “So in everything, do to others what you would have them do to you, for this sums up the Law and the Prophets.” While we were still sinners, we didn’t ask to be forgiven but Christ forgave us because He loves us. Therefore, we must forgive others because we love God and strive to be like Him.

DISCUSSION

1. Have you ever forgiven someone when it was difficult to forgive?
2. How did you feel after you forgave them?
3. (You don’t have to give this answer out loud) Is there anyone who needs your forgiveness now?
4. How can we show our forgiveness to others?

2 CREATE Handprint Prayer

WHAT YOU’LL NEED:

- Cardstock
- Non-toxic finger paint
- Marker
- Stickers

WHAT YOU’LL DO:

1. Cover your hand with the finger paint
2. Place hand on cardstock to create a handprint
3. Use the marker to write a prayer for each finger
4. On the thumb write a prayer for your loved ones
5. On the first finger write a prayer for the people who help us
6. On the second finger write a prayer our leaders
7. On the ring finger write a prayer for those who are in need
8. On the pinkie finger write a prayer for yourself
9. Whenever you see this 5-finger prayer remember to pray for everyone on your list!

*Who are you
praying for?*

3 WORSHIP RESPONSE Forgiveness List

WHAT YOU'LL NEED:

- Piece of paper
- Pencil or pen
- Your Bible

WHAT YOU'LL DO:

1. Pray to God, ask Him to put on your heart the people you need to forgive.
2. Write down the name of the person and what they did to you
3. Say (out loud or in your head) "I forgive you and I am letting go of the pain this situation has caused me."
4. If you need encouragement, turn in your Bible to read Scripture.
5. When you are done making the list, turn your list over to God and ask Him for help to put forgiveness into action.
6. Shred the list, it's given to God, and you don't need to hang onto that burden anymore.

4 BLESSING Tenderheart

A blessing can be a prayer of commission, a Bible passage, or words of encouragement. Blessings can be spoken over a child for the purpose of declaring God's protection, joy, and wisdom over her.

SCRIPTURE: Ephesians 4:32

BLESSING:(Child's name), may you be kind to others, tenderhearted, forgiving others, as God in Christ forgave you.

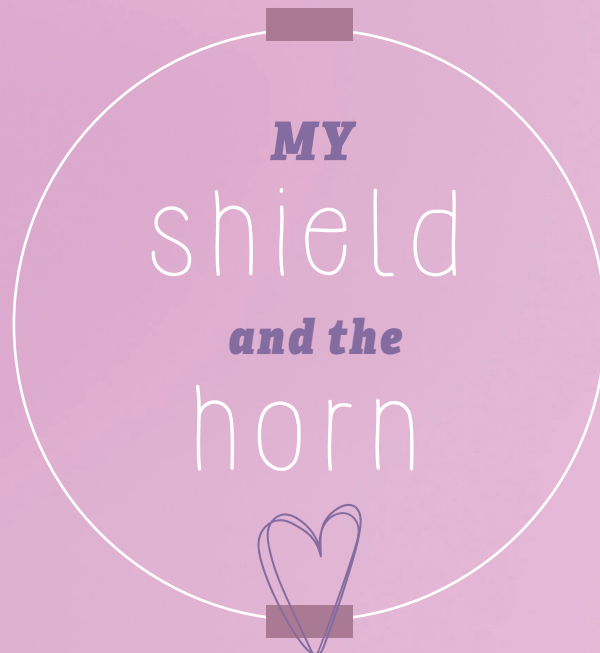
FAMILY TIME VERSE

THE LORD IS MY ROCK,

my fortress and
my deliverer;

**my God is my rock,
IN WHOM I TAKE**

refuge,



of my salvation, my stronghold

PSALM 18:2

HomeFront